


## Using your TaskStream Program Code

You have been selected to participate in a TaskStream program. The program code that has been issued to you is intended for your use only. Follow the directions below to enroll yourself into a TaskStream program.

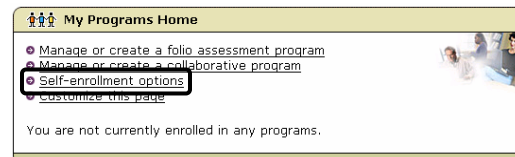
1. Go to [www.taskstream.com](http://www.taskstream.com) and login to your TaskStream account.



2. Click the **My Programs** link from the Home Page or from the Left Menu Bar to access the *My Programs* area.

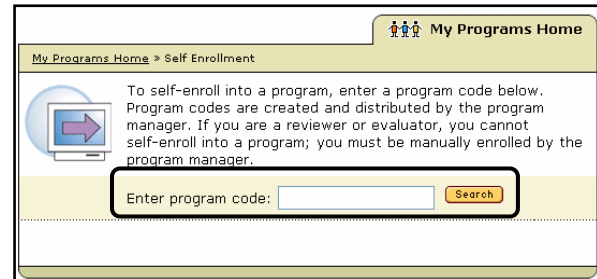


3. Click the **Self-enrollment options** link from the *My Programs Home* area.



4. Enter the program code specified below in the appropriate field and click the **Search** button.

7N15MR



5. You will be able to review the program information that corresponds to the code that you entered. To be enrolled in the program, click the **Enroll** button. If you do not wish to be enrolled in the program at this time, click the **Do Not Enroll** button.



*Note: If you enroll yourself into an inactive program, the program will not show up in your My Programs area until the Program Manager activates the program.*